

9M 2016 Trading Update

Solid results driven by disciplined execution

Chris Figeo (CFO)

18 November 2016

Solid results driven by disciplined execution

- Gross written premiums up 8.2% to € 3,518 million
- Operating expenses associated with ordinary activities up 5.8% to € 401 million, reflecting the additional cost base of the acquired companies. Underlying cost development well on track to meet medium-term target
- Operating result strong at € 442 million. Operating result in Q3 2016 (€ 150 million) up versus the average quarterly result in the first half of 2016 (average: € 146 million) and average quarterly result in H2 2015
- Operating return on equity at 14.6%, well above the medium-term target of up to 12%
- Solvency II ratio (SF) circa 188% compared to 180% at the beginning of 2016 (day-one) and 191% per 30 June 2016
- Combined ratio in 9M 2016 at 95.7% including the hail and water damage claims in June 2016, ahead of targeted 97.0%. In Q3 2016 the combined ratio improved to 94.4%

Gross written premiums

€ 3,518m

8%

(9M 2015: € 3,251 million)

Operating expenses

€ 401m

6%

(9M 2015: € 379 million)

Operating result

€ 442m

stable

(9M 2015: € 443 million)

Operating ROE

14.6%

Target: up to 12%

(FY 2015: 13.9%)

Solvency II (SF)

c.188%

+8%-p

(day-one 2016: 180%)

Combined ratio

95.7%

Target: <97%

(9M 2015: 93.9%)

Business update

a.s.r.'s performance is in line with or better than financial targets

Progress in developing fee-based, capitalized earnings stream

- General pension fund, Het nederlandse pensioenfonds, initiated by a.s.r., obtained its authorization to operate and signed an initiating customer
- Acquisitions, announced in July, of SuperGarant and Corins (both in the Distribution and Services segment) have been closed

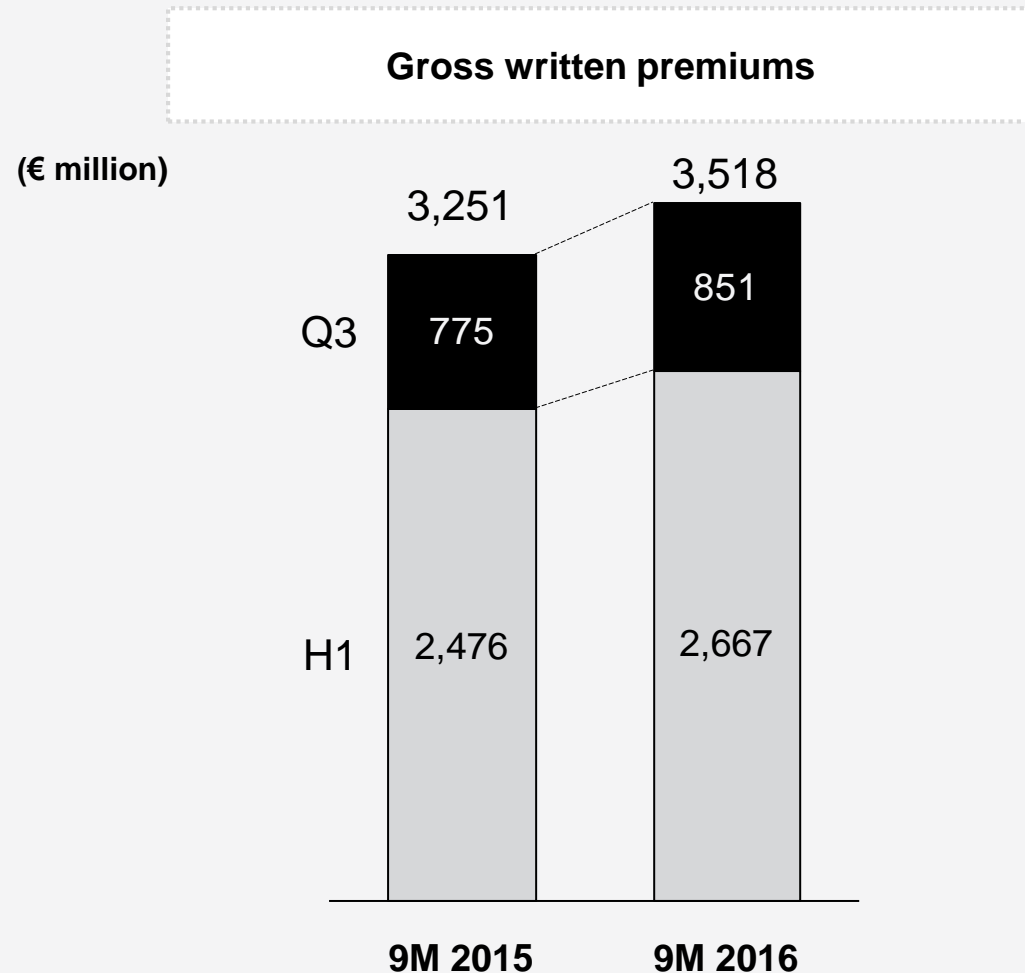
Exploiting potential of recent acquisitions

- Legal merger of the Non-life entities (P&C, Disability and Leisure & Travel) was finalized in October 2016
- De Eendragt and AXENT were merged into ASR Levensverzekering N.V.
- These legal mergers will improve efficiency and further optimize the group's risk profile

Integration of funeral insurer AXENT successfully completed, well ahead of schedule

- Successful conversion of 2.4 million policies into the Ardanta system per 1 October 2016
- Legal merger of AXENT into ASR Levensverzekering N.V. completed on the same date
- Pro-actively reaching out to customers to inform them of the merger
- All former AXENT customers have already full digital access to Ardanta customer portal
- After integration, significant FTE reduction achieved; significantly better than planned

GWP in both Non-life and Life increased due to acquisitions and new contracts

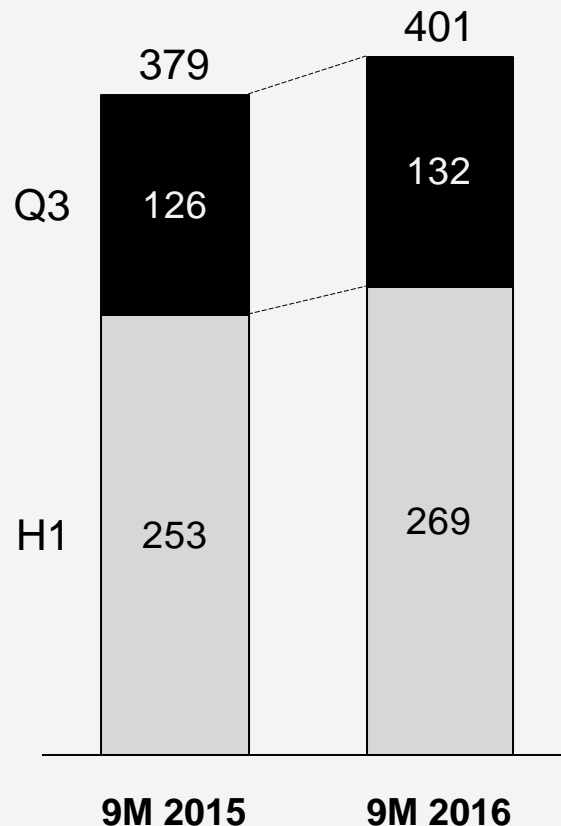


- Growth in premiums up in 9M 2016 mainly related to the P&C business and to Disability in Non-life and to the inclusion of acquired companies in Life
- Gross written premiums for the first nine months improved 8% to € 3,518 million (9M 2015: € 3,251 million)
- In segment Life, gross written premiums was up 14% to € 1,682 million, driven by large new contracts in the first half of 2016 and acquired businesses (9M 2015: € 1,472 million)

Operating expenses associated with ordinary activities up due to acquired businesses

Operating expenses associated with ordinary activities * (excluding the provision for restructuring expenses)

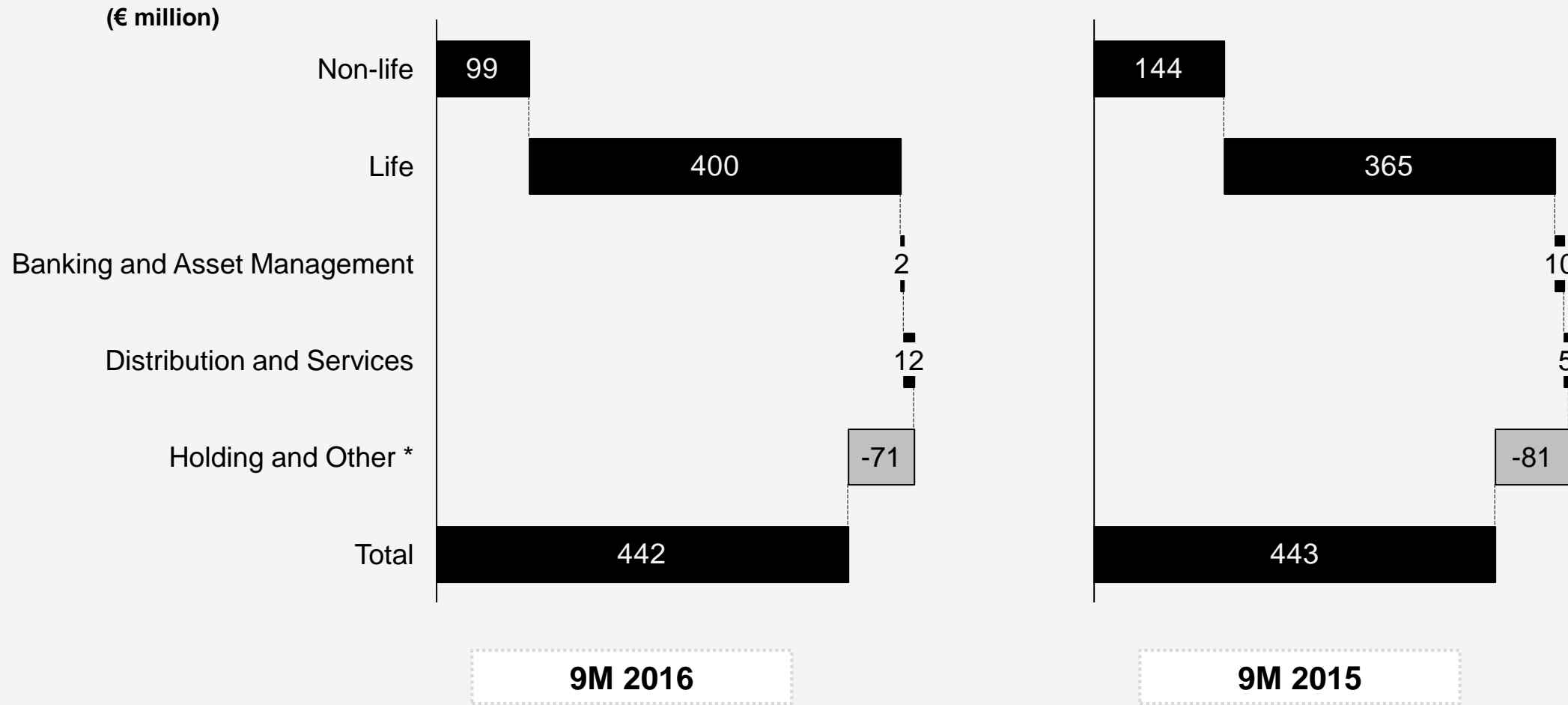
(€ million)



- Operating expenses associated with ordinary activities were up 6% to € 401 million compared to 9M 2015 of € 379 million
- This increase is driven by additional cost base of the acquired companies
- Cost reduction initiatives are on track to meet the medium-term target

* Excluding SOS International and Real Estate Development (discontinued part), both sold in 2016

Continued strong operating result

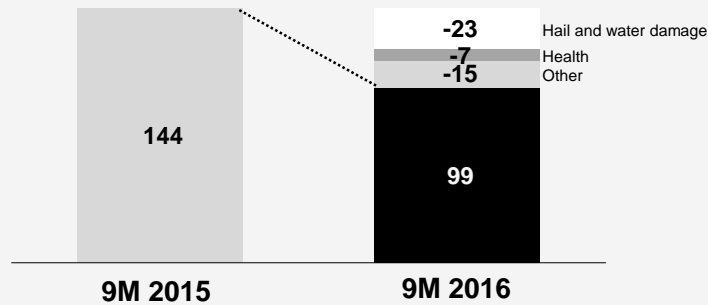


* Including eliminations

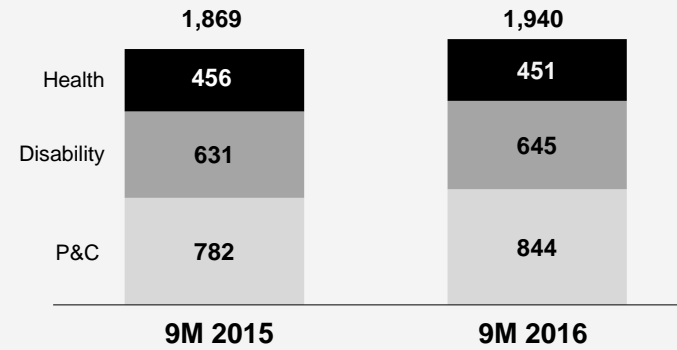
GWP in Non-life increased while combined ratio remained at a strong level of 95.7%

All combined ratios are below 100%

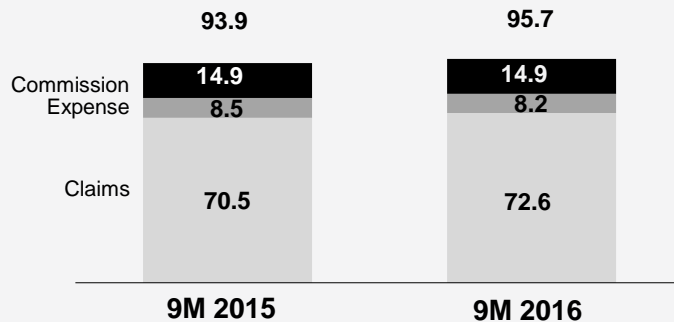
Operating result (€m)



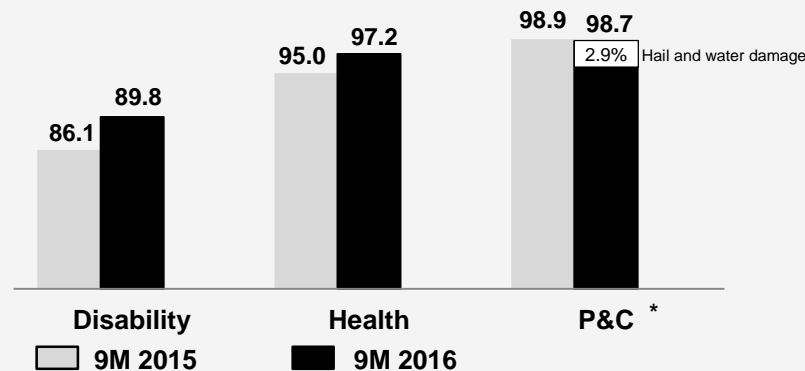
Gross written premiums (€m)



Combined ratio (%)



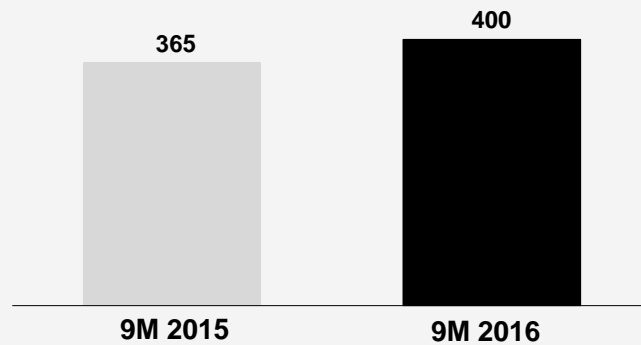
Combined ratio segment Non-life (%)



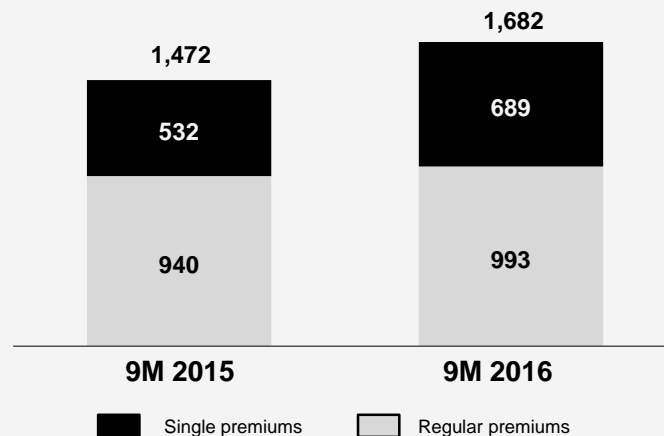
- Operating result remains at a strong level, despite the impact by the hail and water damage claims in June and lower direct investment returns due to lower interest rates and a higher combined ratio at Disability
- Gross written premiums increased by € 71 million, mainly as a result of increased gross written premiums within both P&C and Disability, whilst maintaining strong combined ratio's
- The combined ratio remained well below the medium-term target of 97%, despite the impact of the hail and water damage in June 2016

Life segment: increase in operating result and GWP

Operating result (€m)

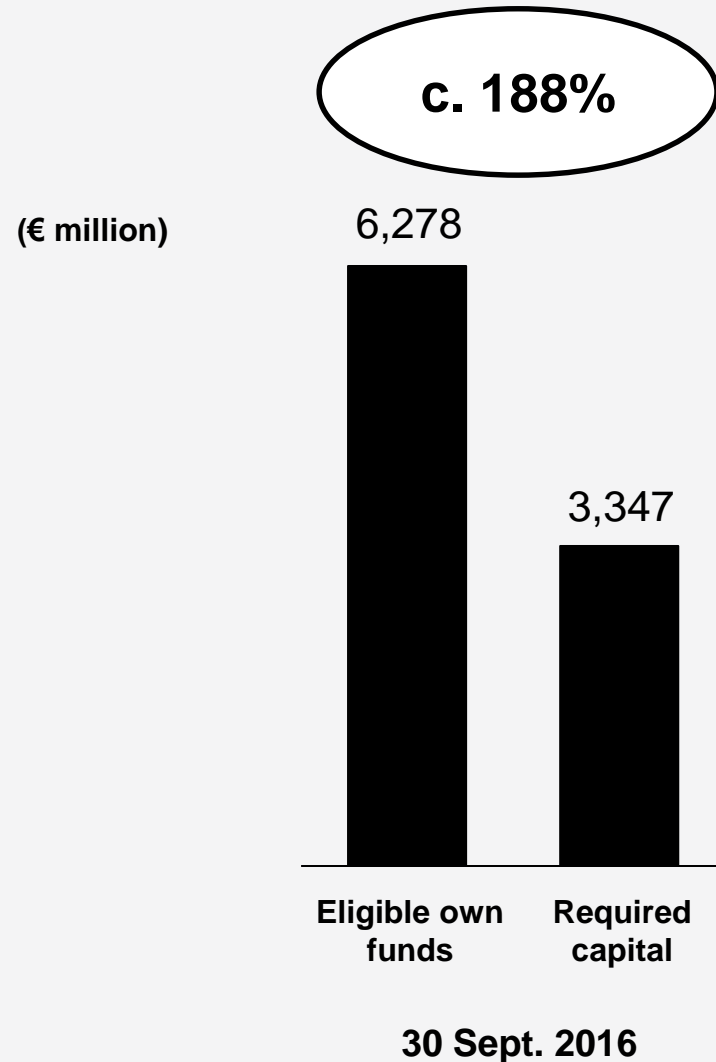


Gross written premiums (€m)



- Increase in operating result is mainly driven by the acquisitions and higher contribution from realized capital gains reserve
- The increase in GWP is a result of the acquisitions within Funeral and Pensions and a large pension contract. The increase is offset by a buy-out pension fund in 2015
- Progress made on integration of acquisitions

Solid Solvency II ratio per 30 September 2016



- Solvency II ratio, based on the standard formula, increased to circa 188% (day-one 2016: 180%), mainly due to organic capital generation, lower interest rates and mass lapse reinsurance absorbing headwind of the decrease of the Volatility Adjuster
- Capital generation is in line with the guidance of 9% of the required capital at the start of the year
- Eligible own funds increased to € 6,278 million at 30 September 2016 (day-one 2016: € 6,076 million). The required capital amounted to € 3,347 million at 30 September 2016, compared to € 3,374 million at day-one 2016
- Tier 1 capital comprises 84% of total own funds
 - Tier 1 capital alone represents 157% of SCR
 - Restricted Tier 1: € 204 million
 - Tier 2: € 1,031 million
- Significant further headroom available for additional restricted capital
 - Tier 1: € 1,057 million
 - Tier 2: € 643 million
 - Own funds do not contain Tier 3 capital

* The 188% includes the mass lapse reinsurance, which impact still needs to be finalized

Solid results driven by disciplined execution

- Gross written premiums up 8.2% to € 3,518 million
- Operating expenses associated with ordinary activities up 5.8% to € 401 million, reflecting the additional cost base of the acquired companies. Underlying cost development well on track to meet medium-term target
- Operating result strong at € 442 million. Operating result in Q3 2016 (€ 150 million) up versus the average quarterly result in the first half of 2016 (average: € 146 million) and average quarterly result in H2 2015
- Operating return on equity at 14.6%, well above the medium-term target of up to 12%
- Solvency II ratio (SF) circa 188% compared to 180% at the beginning of 2016 (day-one) and 191% per 30 June 2016
- Combined ratio in 9M 2016 at 95.7% including the hail and water damage claims in June 2016, ahead of targeted 97.0%. In Q3 2016 the combined ratio improved to 94.4%

Gross written premiums

€ 3,518m

8%

(9M 2015: € 3,251 million)

Operating expenses

€ 401m

6%

(9M 2015: € 379 million)

Operating result

€ 442m

stable

(9M 2015: € 443 million)

Operating ROE

14.6%

Target: up to 12%

(FY 2015: 13.9%)

Solvency II (SF)

c.188%

+8%-p

(day-one 2016: 180%)

Combined ratio

95.7%

Target: <97%

(9M 2015: 93.9%)

Contact details

a.s.r.
de nederlandse
verzekerings
maatschappij
voor alle
verzekeringen

Investor Relations

ir@asr.nl

Michel Hülbers

T +31 (0)6 15 49 95 69

Barth Scholten

T +31 (0)6 30 44 15 71

Disclaimer

The terms of this disclaimer ('Disclaimer') apply to this document of ASR Nederland N.V. and all ASR Nederland N.V.'s legal vehicles and businesses operating in the Netherlands ('ASR Nederland'). Please read this Disclaimer carefully.

Some of the statements in this document are not (historical) facts, but are 'forward-looking statements' ('Statements'). The Statements are based on our beliefs, assumptions and expectations of future performance, taking into account information that was available to ASR Nederland at the moment of drafting of the document. The Statements may be identified by words such as 'expect', 'should', 'could', 'shall' and similar expressions. The Statements can change as a result of possible events or factors. ASR Nederland warns that the Statements could entail certain risks and uncertainties, so that the actual results, business, financial condition, results of operations, liquidity, investments, share price and prospects of ASR Nederland could differ materially from the Statements.

The actual results of ASR Nederland could differ from the Statements, because of: (1) changes in general economic conditions; (2) changes of conditions in the markets in which ASR Nederland is engaged; (3) changes in the performance of financial markets in general; (4) changes in the sales of insurance and/or other financial products; (5) the behavior of customers, suppliers, investors, shareholders and competitors; (6) changes in the relationships with principal intermediaries or partnerships or termination of relationships with principal intermediaries or partnerships; (7) the unavailability and/ or unaffordability of reinsurance; (8) deteriorations in the financial soundness of customers, suppliers or financial institutions, countries/states and/or other counterparties; (9) technological developments; (10) changes in the implementation and execution of ICT systems or outsourcing; (11) changes in the availability of, and costs associated with, sources of liquidity; (12) consequences of a potential (partial) termination of the European currency: the Euro or the European Union; (13) changes in the frequency and severity of insured loss events; (14) catastrophes and terrorist related events; (15) changes affecting mortality and morbidity levels and trends and changes in longevity; (16) changes in laws and regulations and/or changes in the interpretation thereof, including without limitation Solvency II, IFRS and taxes; (17) changes in the policies of governments and/or regulatory- or supervisory authorities; (18) changes in ownership that could affect the future availability of net operating loss, net capital and built-in loss; (19)

changes in conclusions with regard to accounting assumptions and methodologies; (20) adverse developments in legal and other proceedings and/or investigations or sanctions taken by supervisory authorities; (21) risks related to mergers, acquisitions, and divestments (22) other financial risks such as currency movements, interest rate fluctuations, liquidity, and credit risks could influence future results and (23) the other risks and uncertainties detailed in the Risk Factors section contained in recent public disclosures made by ASR Nederland.

The foregoing list of factors and developments is not exhaustive. Any Statements made by or on behalf of ASR Nederland only refer to the date of drafting of the document, except as required by applicable law. ASR Nederland disclaims any obligation to update or revise and publish any expectations, as a result of new information or otherwise. Neither ASR Nederland nor any of its directors, officers, employees do give any statement, warranty or prediction on the anticipated results as included in the document. The Statements in this /document represent, in each case, only one of multiple possible scenarios and should not be viewed as the most likely or standard scenario.

All figures in this document are unaudited. Small differences are possible in the tables due to rounding.

ASR Nederland has taken all reasonable care in the reliability and accurateness of this press release. Nevertheless, it is possible that information contained in this message is incomplete or incorrect. ASR Nederland does not accept liability for any damages resulting from this press release in case the information in this press release is incorrect or incomplete.